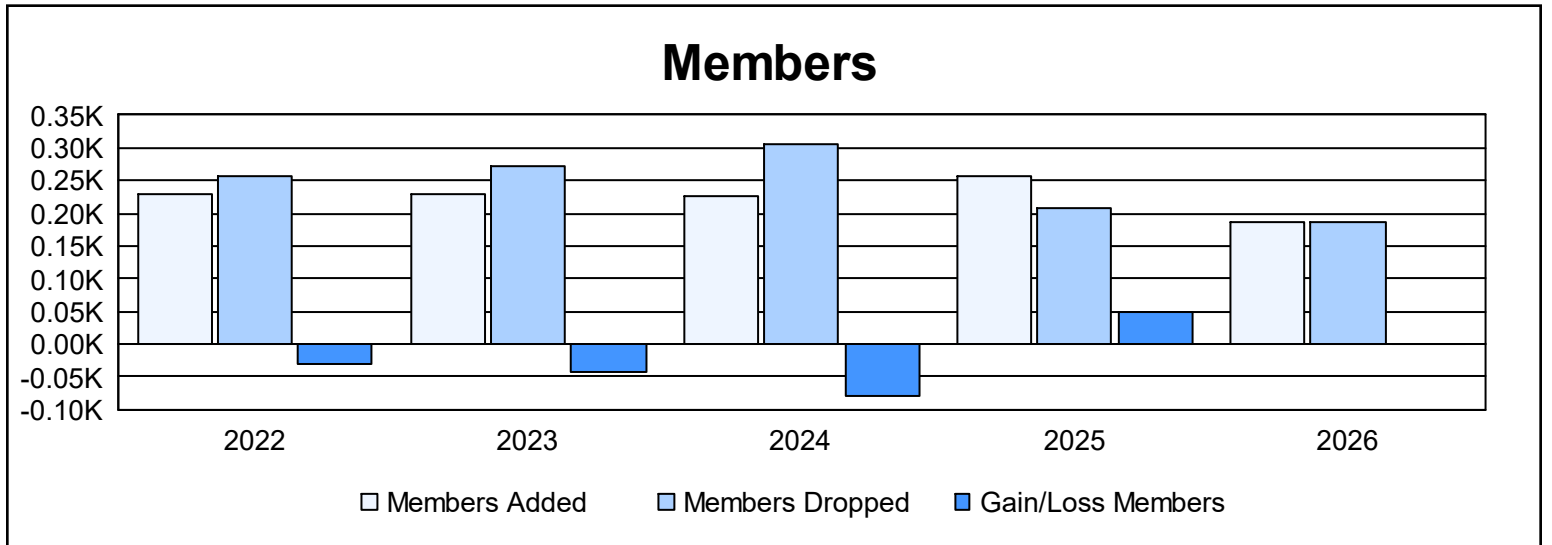
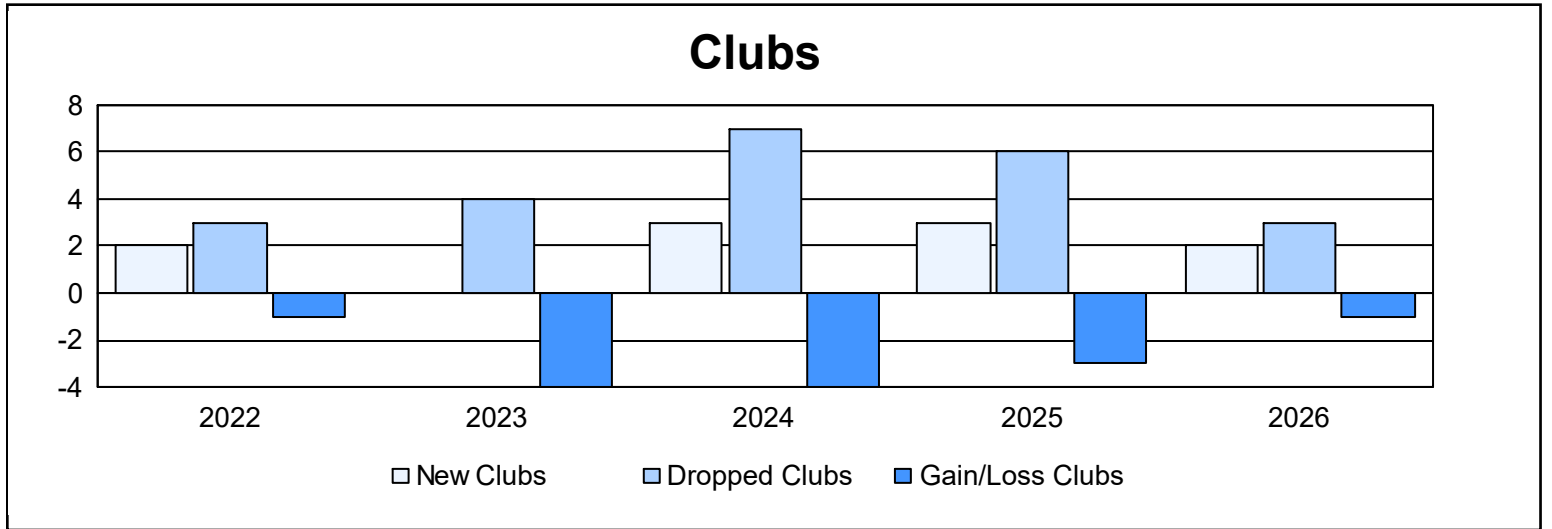
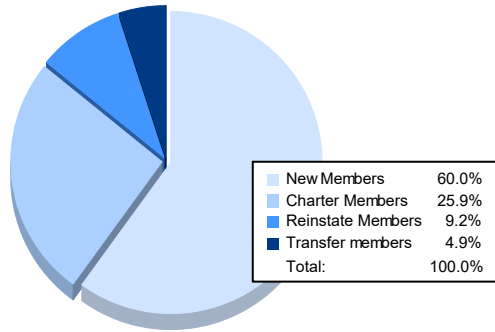


Year	New Clubs	Dropped Clubs	Gain/ Loss Clubs	New Members	Charter Members	Reinstate Members	Transfer Members	Total Member Added	Total Members Dropped	Gain/ Loss Members
2021-2022	2	3	-1	170	48	1	9	228	258	-30
2022-2023	0	4	-4	155	15	50	10	230	271	-41
2023-2024	3	7	-4	151	66	4	6	227	306	-79
2024-2025	3	6	-3	152	60	45	0	257	208	49
2025-2026	2	3	-1	111	48	17	9	185	186	-1
<b>Average</b>	<b>2</b>	<b>5</b>	<b>-3</b>	<b>148</b>	<b>47</b>	<b>23</b>	<b>7</b>	<b>225</b>	<b>246</b>	<b>-20</b>



### Membership Composition April 2026 Cumulative



### Gender Composition April 2026 Cumulative

